Whole-run assembly

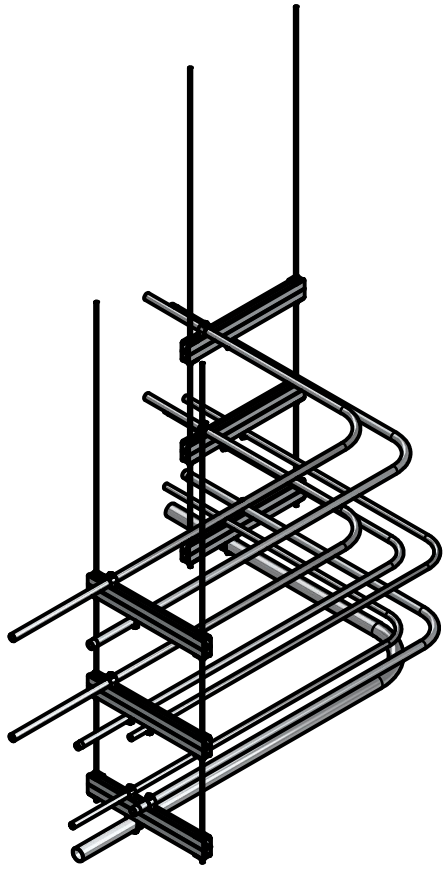

OVERALL | NOT TO COMMON SCALE

ESTIMATED ASSEMBLY WEIGHT: 53.077 lb known; INCOMPLETE (41 unknown).
Not a lifting rating.
Verify bender setup, fittings and field clearance. Support locations and build order: next sheet.

SOURCE: Three-tier Right rack.iam

REV 0 | SHEET 01 / 17

FOR PREFAB REVIEW | DO NOT SCALE

RUN ORDER - CONTINUATION

PIPE	BUILD IN THIS ORDER
C1	set 01 / C1
C1	set 02 / C1
C2	set 02 / C2
C1	set 03 / C1
C2	set 03 / C2
C1	set 04 / C1
C1	set 05 / C1
C1	set 06 / C1

Build each row in order. Keep matching C numbers together; use each set sheet's measurements and fitting instructions.
Supports for sets none confirmed: 12 in; 108 in. Measure NOT RECORDED.
Support coverage NOT CHECKED for sets 01,02,03,04,05,06. Check structure, loads, spacing and attachments.
Check actual bender, shoe, springback and field clearance. Follow fitting-maker insertion/tightening instructions. Cover includes modeled supports and straps; final terminations are not shown.
Assembly weight: see cover (counted once).

SOURCE: Three-tier Right rack.iam

REV 0 | SHEET 02 / 17

FOR PREFAB REVIEW | DO NOT SCALE

Pipe set 01 - T1 BOTTOM VIEW

Side view - complete pipe set

Top view - complete pipe set
C1

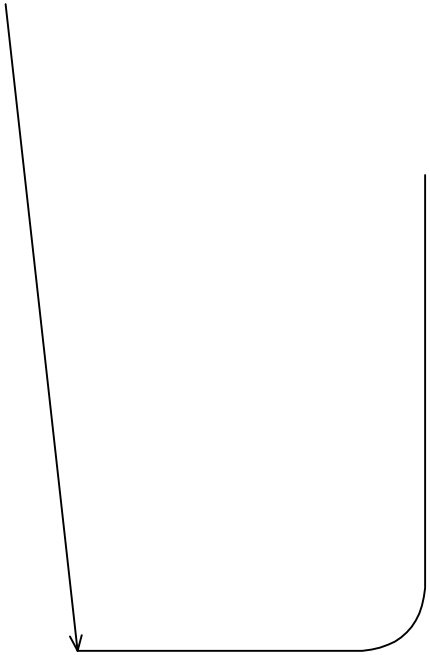

3D view - complete pipe set
C1

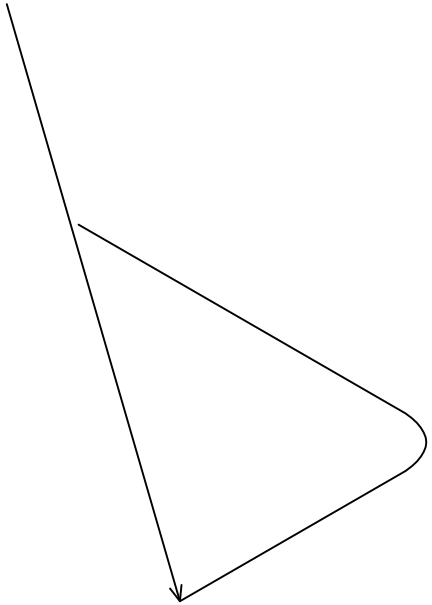

T1 BOTTOM: C1. 90 bend. Dimensions: BEND SET 01 - T1 BOTTOM DATA.
SET WEIGHT: 14.8 lb estimated. Shared hardware: included in assembly total.

SOURCE: Three-tier Right rack.iam

REV 0 | SHEET 03 / 17

FOR PREFAB REVIEW | DO NOT SCALE

Pipe set 01 - T1 BOTTOM DATA 01

MEASUREMENT	C1 / 2"
RACK DESIGN ID	C03
CONDUIT TYPE	EMT
STUB	53 1/2"
90 MARK	38 1/2"
DIRECTION	RIGHT
FINAL CUT	FULL 10'-0" STOCK BODY - NO CUT
EST. LB	14.8

Dimensions: in | Angles: deg | Weight: lb
C1: 2 in EMT; Galvanized Steel.
Setup for set 01 C1: Greenlee 1818; shoe 1818 EMT shoe, 2 in; stock 120".
Marks: from front of stick; shrink and center corrections included.
C1 - START: no fitting/equipment shown. END: no termination fitting/equipment shown.
Weights: pipe + start fitting.

SOURCE: Three-tier Right rack.iam

REV 0 | SHEET 04 / 17

FOR PREFAB REVIEW | DO NOT SCALE

Pipe set 02 - T1 TOP VIEW

Side view - complete pipe set

Top view - complete pipe set

C1
C2

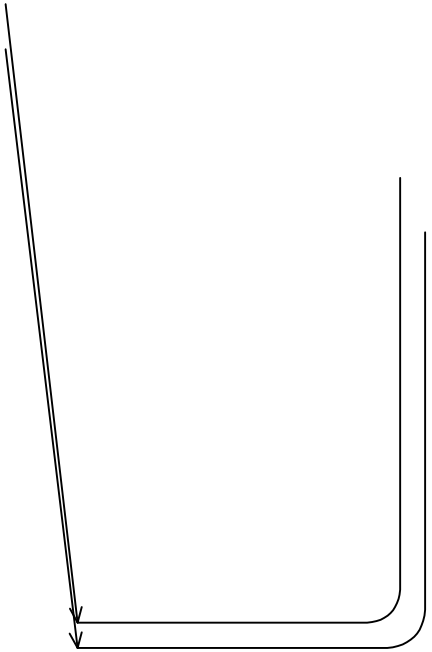

3D view - complete pipe set

C1
C2

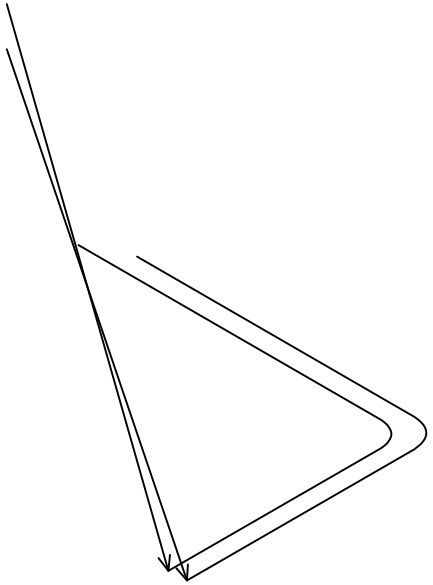

T1 TOP: C1, C2. 90 bend. Dimensions: BEND SET 02 - T1 TOP DATA.
SET WEIGHT: 4.6 lb known; INCOMPLETE (1 unknown). Shared hardware: included in assembly total.

SOURCE: Three-tier Right rack.iam

REV 0 | SHEET 05 / 17

FOR PREFAB REVIEW | DO NOT SCALE

Pipe set 02 - T1 TOP DATA 01

MEASUREMENT	C1 / 3/4"	C2 / 1"
RACK DESIGN ID	C01	C02
CONDUIT TYPE	EMT	RMC
STUB	51 13/16"	56 1/16"
90 MARK	43 1/8"	45 13/16"
FINAL CUT	FULL 10'-0" STOCK BODY - NO CUT	FULL 9'-11" STOCK BODY - NO CUT
EST. LB	4.6	UNKNOWN

Dimensions: in | Angles: deg | Weight: lb
C1: 3/4 in EMT; Galvanized Steel.
C2: 1 in RMC; Galvanized Steel.
Setup for set 02 C1: Greenlee 1818; shoe 1818 EMT shoe, 3/4 in; stock 120".
Setup for set 02 C2: Greenlee 1818; shoe 1818 steel shoe, 1 in; stock 119".
All C1,C2: DIRECTION: RIGHT
Marks: from front of stick; shrink and center corrections included.
C1,C2 - START: no fitting/equipment shown. END: no termination fitting/equipment shown.
Weights: pipe + start fitting.

SOURCE: Three-tier Right rack.iam

REV 0 | SHEET 06 / 17

FOR PREFAB REVIEW | DO NOT SCALE

Pipe set 03 - T2 BOTTOM VIEW

Side view - complete pipe set

Top view - complete pipe set

C1
C2

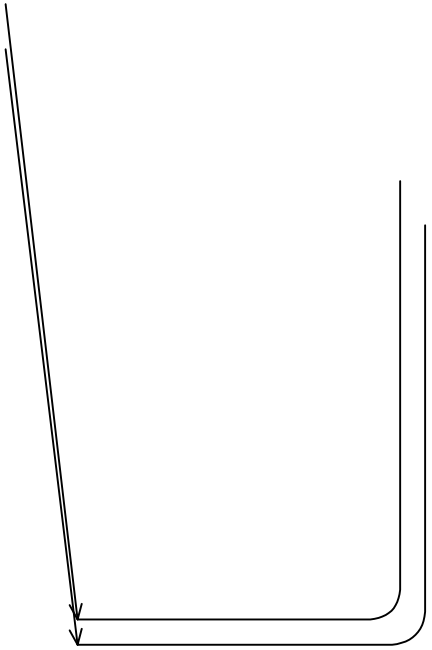

3D view - complete pipe set

C1
C2

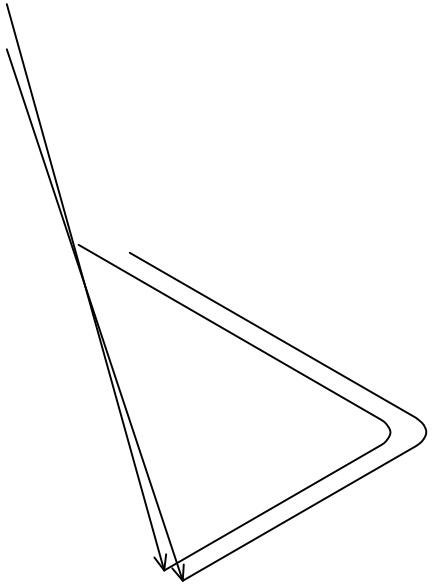

T2 BOTTOM: C1, C2. 90 bend. Dimensions: BEND SET 03 - T2 BOTTOM DATA.
SET WEIGHT: 4.6 lb known; INCOMPLETE (1 unknown). Shared hardware: included in assembly total.

SOURCE: Three-tier Right rack.iam

REV 0 | SHEET 07 / 17

FOR PREFAB REVIEW | DO NOT SCALE

Pipe set 03 - T2 BOTTOM DATA 01

MEASUREMENT	C1 / 3/4"	C2 / 3/4"
RACK DESIGN ID	C05	C06
CONDUIT TYPE	RMC	EMT
STUB	51 15/16"	55 7/8"
90 MARK	43 13/16"	47 3/16"
FINAL CUT	FULL 9'-11 1/4" STOCK BODY - NO CUT	FULL 10'-0" STOCK BODY - NO CUT
EST. LB	UNKNOWN	4.6

Dimensions: in | Angles: deg | Weight: lb
C1: 3/4 in RMC; Galvanized Steel.
C2: 3/4 in EMT; Galvanized Steel.
Setup for set 03 C1: Greenlee 1818; shoe 1818 steel shoe, 3/4 in; stock 119 1/4".
Setup for set 03 C2: Greenlee 1818; shoe 1818 EMT shoe, 3/4 in; stock 120".
All C1,C2: DIRECTION: RIGHT
Marks: from front of stick; shrink and center corrections included.
Finish: no saw cut. Use the full 119 1/4" bare RMC body. Its factory coupling completes the nominal 10 ft supplied unit.
Thread BOTH ENDS: 3/4-14 NPT; L4 overall 0.79"; L2 effective 0.55".
Thread preparation: FACTORY NPT BOTH ENDS.
C1,C2 - START: no fitting/equipment shown. END: no termination fitting/equipment shown.
Weights: pipe + start fitting.

SOURCE: Three-tier Right rack.iam

REV 0 | SHEET 08 / 17

FOR PREFAB REVIEW | DO NOT SCALE

Pipe set 04 - T2 TOP VIEW

Side view - complete pipe set

Top view - complete pipe set
C1



3D view - complete pipe set
C1

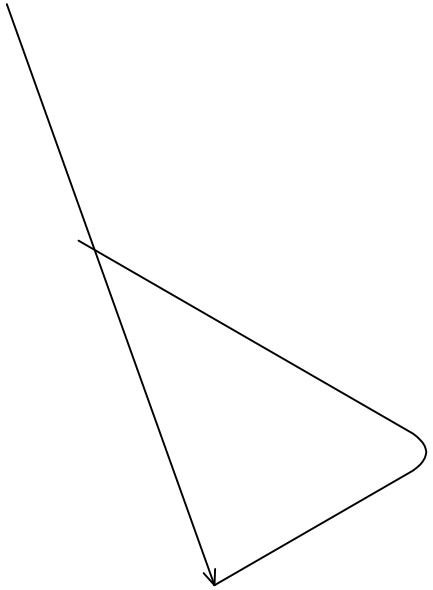

T2 TOP: C1. 90 bend. Dimensions: BEND SET 04 - T2 TOP DATA.
SET WEIGHT: 6.7 lb estimated. Shared hardware: included in assembly total.

SOURCE: Three-tier Right rack.iam

REV 0 | SHEET 09 / 17

FOR PREFAB REVIEW | DO NOT SCALE

Pipe set 04 - T2 TOP DATA 01

MEASUREMENT	C1 / 1"
RACK DESIGN ID	C04
CONDUIT TYPE	EMT
STUB	48"
90 MARK	37 3/4"
DIRECTION	RIGHT
FINAL CUT	FULL 10'-0" STOCK BODY - NO CUT
EST. LB	6.7

Dimensions: in | Angles: deg | Weight: lb
C1: 1 in EMT; Galvanized Steel.
Setup for set 04 C1: Greenlee 1818; shoe 1818 EMT shoe, 1 in; stock 120".
Marks: from front of stick; shrink and center corrections included.
C1 - START: no fitting/equipment shown. END: no termination fitting/equipment shown.
Weights: pipe + start fitting.

SOURCE: Three-tier Right rack.iam

REV 0 | SHEET 10 / 17

FOR PREFAB REVIEW | DO NOT SCALE

Pipe set 05 - T3 BOTTOM VIEW

Side view - complete pipe set

Top view - complete pipe set
C1

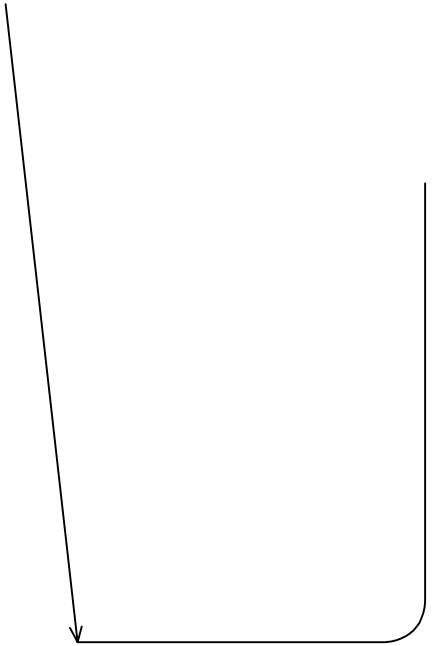

3D view - complete pipe set
C1

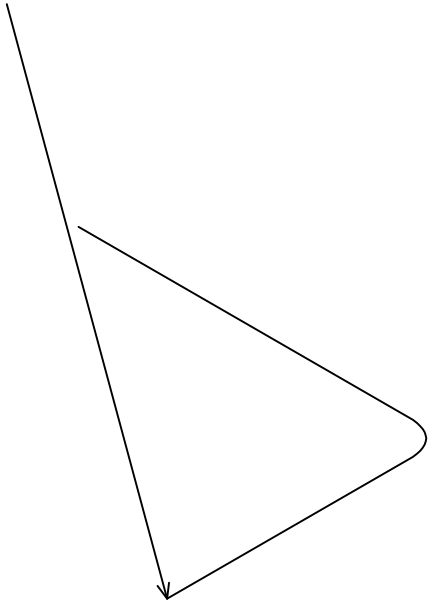

T3 BOTTOM: C1. 90 bend. Dimensions: BEND SET 05 - T3 BOTTOM DATA.
SET WEIGHT: UNKNOWN; 1 item(s) lack weight. Shared hardware: included in assembly total.

SOURCE: Three-tier Right rack.iam

FOR PREFAB REVIEW | DO NOT SCALE

Pipe set 05 - T3 BOTTOM DATA 01

MEASUREMENT	C1 / 1"
RACK DESIGN ID	C08
CONDUIT TYPE	RMC
STUB	53 1/16"
90 MARK	42 13/16"
DIRECTION	RIGHT
FINAL CUT	FULL 9'-11" STOCK BODY - NO CUT
EST. LB	UNKNOWN

Dimensions: in | Angles: deg | Weight: lb
C1: 1 in RMC; Galvanized Steel.
Setup for set 05 C1: Greenlee 1818; shoe 1818 steel shoe, 1 in; stock 119".
Marks: from front of stick; shrink and center corrections included.
Finish: no saw cut. Use the full 119" bare RMC body. Its factory coupling completes the nominal 10 ft supplied unit.
Thread BOTH ENDS: 1-11.5 NPT; L4 overall 0.98"; L2 effective 0.68".
Thread preparation: FACTORY NPT BOTH ENDS.
C1 - START: no fitting/equipment shown. END: no termination fitting/equipment shown.
Weights: pipe + start fitting.

SOURCE: Three-tier Right rack.iam

REV 0 | SHEET 12 / 17

FOR PREFAB REVIEW | DO NOT SCALE

Pipe set 06 - T3 TOP VIEW

Side view - complete pipe set

Top view - complete pipe set
C1



3D view - complete pipe set
C1

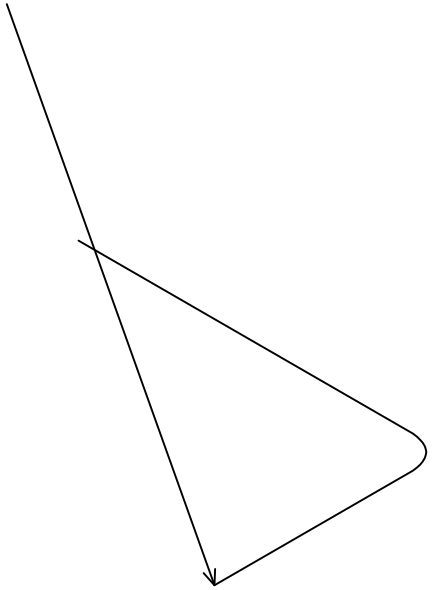

T3 TOP: C1. 90 bend. Dimensions: BEND SET 06 - T3 TOP DATA.
SET WEIGHT: 6.7 lb estimated. Shared hardware: included in assembly total.

SOURCE: Three-tier Right rack.iam

REV 0 | SHEET 13 / 17

FOR PREFAB REVIEW | DO NOT SCALE

Pipe set 06 - T3 TOP DATA 01

MEASUREMENT	C1 / 1"
RACK DESIGN ID	C07
CONDUIT TYPE	EMT
STUB	48"
90 MARK	37 3/4"
DIRECTION	RIGHT
FINAL CUT	FULL 10'-0" STOCK BODY - NO CUT
EST. LB	6.7

Dimensions: in | Angles: deg | Weight: lb
C1: 1 in EMT; Galvanized Steel.
Setup for set 06 C1: Greenlee 1818; shoe 1818 EMT shoe, 1 in; stock 120".
Marks: from front of stick; shrink and center corrections included.
C1 - START: no fitting/equipment shown. END: no termination fitting/equipment shown.
Weights: pipe + start fitting.

SOURCE: Three-tier Right rack.iam

REV 0 | SHEET 14 / 17

FOR PREFAB REVIEW | DO NOT SCALE

Support 01 - make 2



ELEVATION



TOP

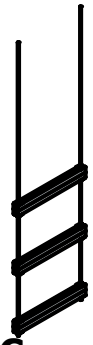

ISOMETRIC

RACK SUPPORT FABRICATION
Make: 2 support(s) — T01, T02. Quantities below are per support.
T1: CL-158-DBL-SL2; cut 24 in; top 0 in above rack datum; depth 3.25 in. Double strut; openings top and bottom.
T2: CL-158-DBL-SL2; cut 24 in; top 18 in above rack datum; depth 3.25 in. Double strut; openings top and bottom.
T3: CL-158-DBL-SL2; cut 24 in; top 36 in above rack datum; depth 3.25 in. Double strut; openings top and bottom.
Rod at 1 in from left strut datum: cut 89 3/4 in; 3/8-16 UNC-2A.
Rod at 23 in from left strut datum: cut 89 3/4 in; 3/8-16 UNC-2A.
Hardware: 12 x 3/8 in Strut Washer.
Hardware: 18 x 3/8-16 Threaded Hex Nut.
Hardware bears on the outside top/bottom faces at each rod/strut intersection.
Locations: T01 at 12 in; T02 at 108 in from run start.
Conduit centers and top/bottom faces: see Rack Layout. Check structure, loads, attachments and field clearances before release.
Views use different scales. Use written dimensions.
TOTAL WEIGHT (all listed supports + hardware): 15.677 lb known; INCOMPLETE (38 unknown). Included once in assembly total.

SOURCE: Three-tier Right rack.iam

FOR PREFAB REVIEW | DO NOT SCALE

Material list

QTY / UNIT	PART	MATERIAL	DETAILS
2 STICK	1 in EMT	Galvanized Steel	Stock body: 10'-0"
2 STICK	1 in RMC	Galvanized Steel	Stock body: 9'-11"
1 STICK	2 in EMT	Galvanized Steel	Stock body: 10'-0"
2 STICK	3/4 in EMT	Galvanized Steel	Stock body: 10'-0"
1 STICK	3/4 in RMC	Galvanized Steel	Stock body: 9'-11 1/4"
6 CUT	1-5/8 Double Strut, 2" Slots	Steel, Mild	12 ga; cut 24" each
4 CUT	3/8-16 Threaded Rod	Steel, Mild	Cut 89 3/4" each
36 EA	3/8-16 Threaded Hex Nut	Steel, Mild	—
24 EA	3/8 in Strut Washer	Steel, Mild	—
4 EA	1 in strut strap	Galvanized steel	Conduit OD: 1.163 in
4 EA	1 in strut strap	Galvanized steel	Conduit OD: 1.315 in
2 EA	2 in strut strap	Galvanized steel	Conduit OD: 2.197 in
4 EA	3/4 in strut strap	Galvanized steel	Conduit OD: 0.922 in
2 EA	3/4 in strut strap	Galvanized steel	Conduit OD: 1.05 in

No waste or spare allowance. Straps include fasteners.

SOURCE: Three-tier Right rack.iam

REV 0 | SHEET 16 / 17

FOR PREFAB REVIEW | DO NOT SCALE

CENTERLINE / RACK LAYOUT

Hook the tape at A. Every center uses the same strut cut end. Inches.

Top and bottom share end A. Read left to right; do not mirror the bottom row.

R01 | Cut 24 in

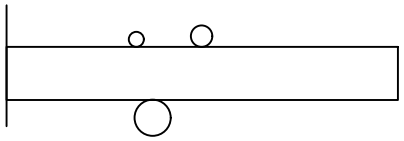

A = 0

R02 | Cut 24 in

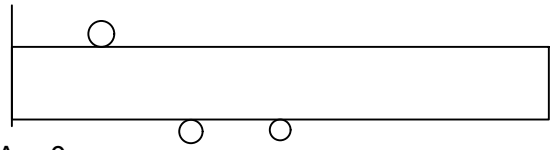

A = 0

R03 | Cut 24 in

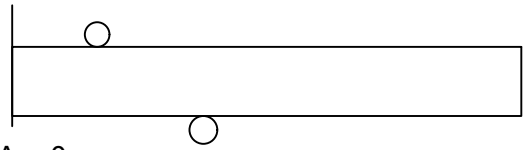

A = 0

RACK	LANE	SIZE / TYPE	CENTER FROM A
R01	T01	3/4 EMT	7.961
R01	T02	1 RMC	11.961
R01	B01	2 EMT	8.961
R02	T01	1 EMT	4

RACK	LANE	SIZE / TYPE	CENTER FROM A
R02	B01	3/4 RMC	8
R02	B02	3/4 EMT	12
R03	T01	1 EMT	4
R03	B01	1 RMC	9

T = top / face A; B = bottom / face B. Matching sections are shown once.

Native strut section view. Use written dimensions. Regenerate after changes.

SOURCE: Three-tier Right rack.iam

REV 0 | SHEET 17 / 17

FOR PREFAB REVIEW | DO NOT SCALE